

MINNESOTA'S ADULT WORKFORCE DEVELOPMENT FY 2017 BUDGET: HOW \$309.9 MILLION IS SPENT

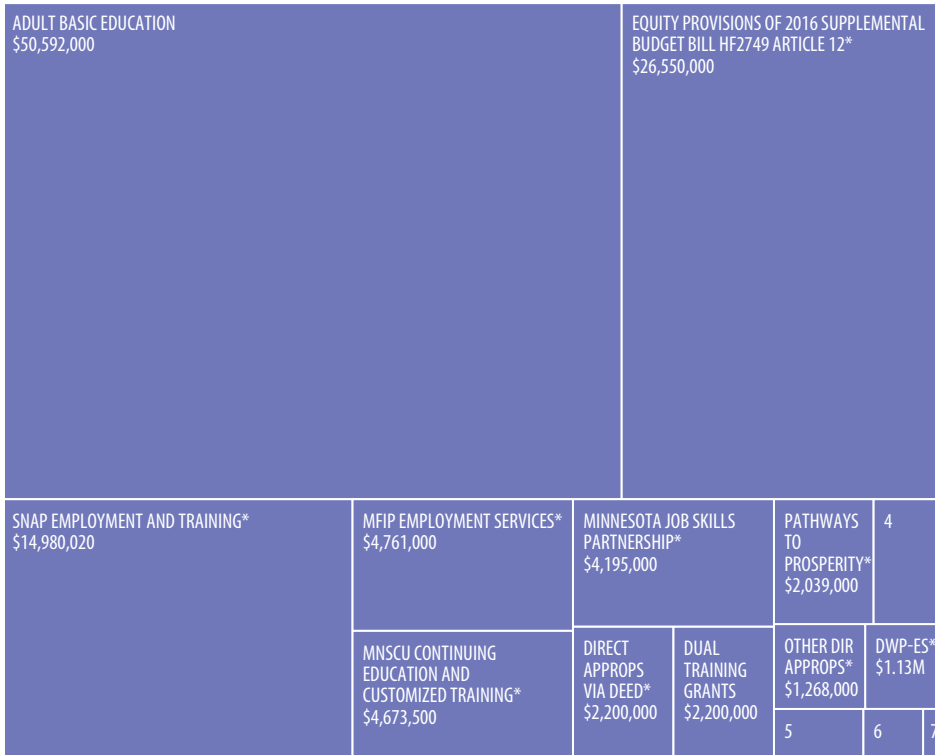
By funding source; rectangles are sized according to spending



FEDERAL \$139,718,839



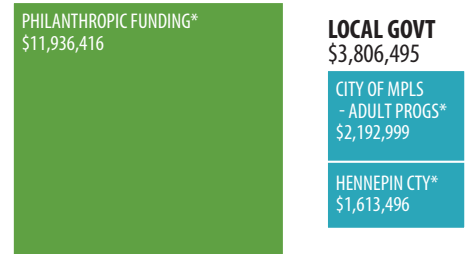
STATE GENERAL FUND \$117,546,120



STATE WORKFORCE DEVELOPMENT FUND \$35.25M



PHILANTHROPIC FUNDING \$11,936,416



STATE - OTHER \$1,600,000



FOR A BROADER VIEW ENCOMPASSING POSTSECONDARY EDUCATION, FINANCIAL AID, YOUTH WORKFORCE DEVELOPMENT, and VOCATIONAL REHABILITATION, see page 3

- | | |
|---|---|
| 1 MN Apprenticeship Initiative* \$1,000,000 | 8 DOLI Apprenticeship* \$1,029,000 |
| 2 MinnesotaWorks.net* \$891,134 | 9 Job Training Grant Program (MJSP) \$900,000 |
| 3 USDOL Workforce Information Grant \$607,606 | 10 Rural Career Counseling Coordinator Program* \$500,000 |
| 4 Women in High-Wage, High-Demand, Nontraditional Jobs Grant Program* \$1,500,000 | 11 DEED Uniform Outcome Report Card* \$200,000 |
| 5 Labor Market Information Office* \$750,000 | 12 LEAP Grants \$100,000 |
| 6 Rural Career Counseling Coordinator Program* \$500,000 | 13 Displaced Homemaker* \$1,000,000 |
| 7 PIPELINE Project* \$200,000 | 14 EMPLOY Program* \$600,000 |

This chart is for illustrative purposes and may not be exhaustive. FY17 amounts are used except where noted; because the timeframes used vary from source to source, overall totals should be used carefully. Please consult the notes and reference tables that follow for more information. For sources, see pages 11-13.

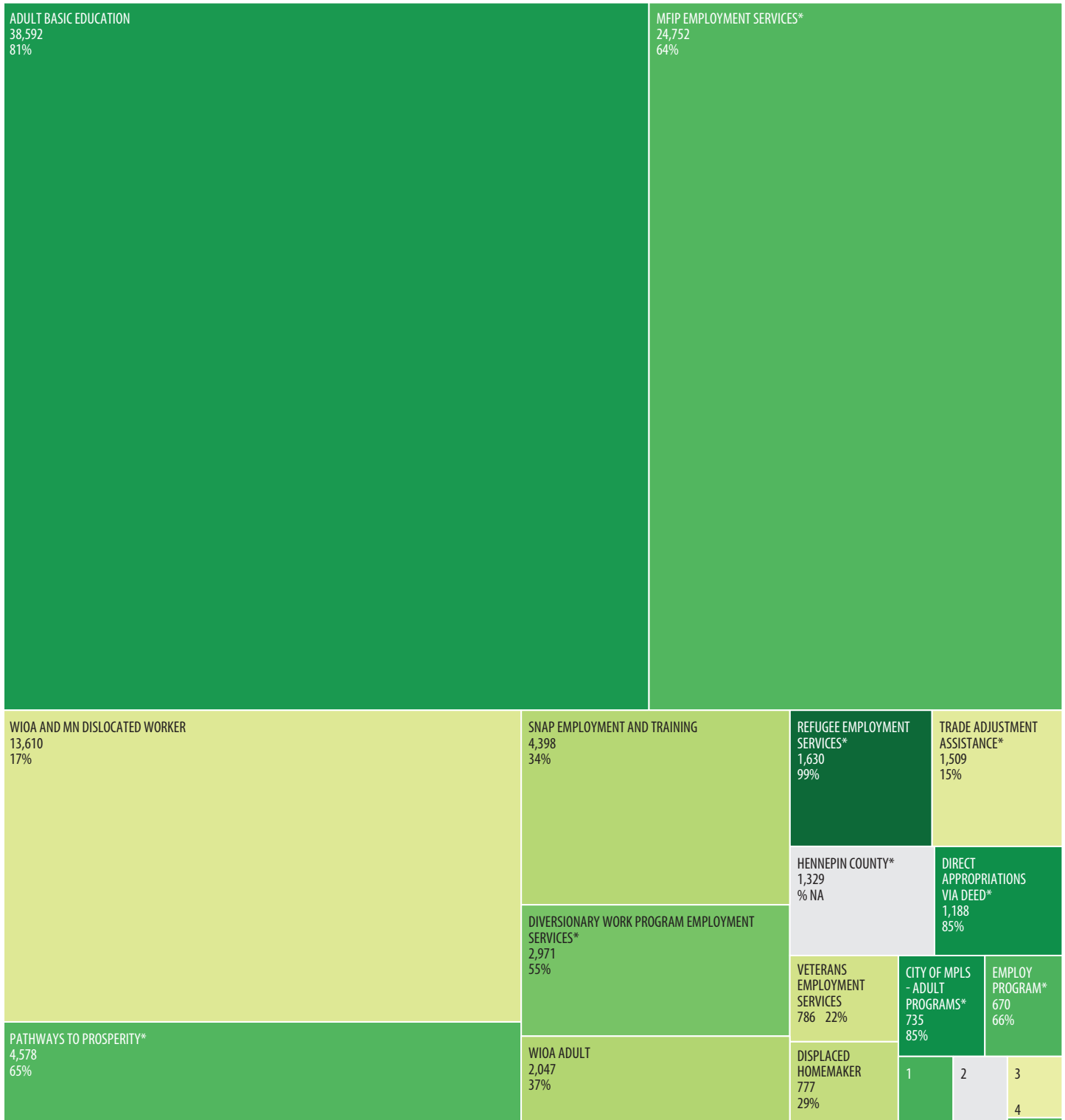
Fiscal years (FY) are numbered for the year in which they end. The state fiscal year (SFY) runs July-June and the federal fiscal year (FFY) runs October-September.

* See notes on pages 9-10

Special thanks to Daniel Gerdes, Americorps VISTA with the Pohlad Foundation, for assistance with research. Prepared by Nicholas Maryns, InsightWorks | hello@insightworkslc.com

NUMBER OF PARTICIPANTS IN ADULT WORKFORCE DEVELOPMENT PROGRAMS

Rectangles are sized according to number of participants and shaded according to percent of color served



PERCENT PEOPLE OF COLOR



- 1 Low-Income Worker Grants (MJSP), 325, 68%
- 2 Senior Community Service Employment Program, 320, % NA
- 3 National Emergency Grants, 291, 11%
- 4 Women in High-Wage, High-Demand, Nontraditional Jobs Grant Program, 43, 65%

This chart is for illustrative purposes and may not be exhaustive. FY15 amounts are used except where noted; because the timeframes used vary from program to program, and because participants may be enrolled in multiple programs, overall totals should be used carefully. Please consult the notes and reference tables that follow for more information. For sources, see page 13.

Fiscal years (FY) are numbered for the year in which they end. The state fiscal year (SFY) runs July-June and the federal fiscal year (FFY) runs October-September.

* See notes on page 10

MINNESOTA'S POSTSECONDARY AND WORKFORCE DEVELOPMENT FY 2017 BUDGET: HOW \$4.9 BILLION IS SPENT



By population served; rectangles are sized according to spending

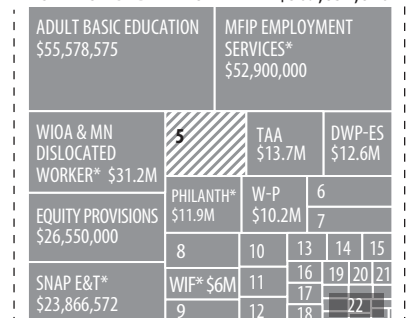
FINANCIAL AID PROGRAMS \$3,161,131,000



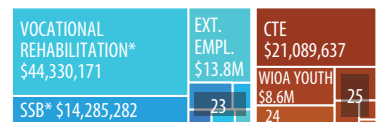
POSTSECONDARY \$1,295,759,000



ADULT WORKFORCE DEVELOPMENT \$309,857,870



SEE PAGE 1 FOR AN EXPANDED VIEW



VOCATIONAL REHABILITATION
\$80,056,000

YOUTH WORKFORCE DEVELOPMENT
\$41,033,000

- Vocational Program Student Tuition Assistance \$5,000,000
- MN Indian Scholarship \$3,500,000
- MN Postsecondary Child Care Grant \$6,684,000
- MN GI Bill \$2,090,000
- SNAP E&T Reimbursement Potential* \$14,456,983
- WIOA Adult* \$7,336,969
- Pathways to Prosperity* \$6,643,000
- CareerOneStop* \$6,300,000
- MnSCU Continuing Education and Customized Training* \$4.67M
- Minnesota Job Skills Partnership* \$4,195,000
- Other Direct Appropriations* \$3,900,000
- Direct Appropriations from DEED* \$3,850,000
- Workforce One* \$3,223,569
- National Emergency Grants* \$2,875,000
- Veterans Employment Services* \$2,607,622
- Dual Training Grants \$2,200,000
- City of Minneapolis - Adult Programs* \$2,192,999
- Senior Community Service Employment Program \$2,050,450
- Refugee Employment Services* \$1,820,000
- Hennepin County* \$1,613,496
- Women in High-Wage, High-Demand, Nontraditional Jobs Grant* \$1,500,000

- DOLI Apprenticeship* \$1,029,000
- Displaced Homemaker* \$1,000,000
- MN Apprenticeship Initiative* \$1,000,000
- Rural Career Counseling Coordinator Program* \$1,000,000
- Job Training Grant Program (MJSP) \$900,000
- MinnesotaWorks.net* \$891,134
- Labor Market Information Office* \$750,000
- USDOL Workforce Information Grant \$607,606
- EMPLOY Program* \$600,000
- DEED Uniform Outcome Report Card* \$200,000
- PIPELINE Project* \$200,000
- LEAP Grants \$100,000
- Independent Living* \$3,261,000
- Employment Support Services - Individuals with Mental Illness \$1.56M
- Employment Support Services - Deaf, Deafblind, and Hard of Hearing \$1M
- Individual Placement and Supports Program* \$1,000,000
- Olmstead Training Grants \$800,000
- Youth at Work Competitive Grants* \$4,348,000
- Minnesota Youth Program \$4,050,000
- City of Minneapolis - Youth Programs* \$1,667,999
- YouthBuild \$1,000,000
- TANF Summer Youth* \$300,000

This chart is for illustrative purposes; it includes federal, state, and other spending, but may not be exhaustive. FY17 amounts are used except where noted; because the timeframes used vary from source to source, overall totals should be used carefully. Please consult the notes and reference tables that follow for more information. For sources, see pages 11-13.

Fiscal years (FY) are numbered for the year in which they end. The state fiscal year (SFY) runs July-June and the federal fiscal year (FFY) runs October-September.

* See notes on pages 9-10

REFERENCE: MINNESOTA'S FY 2016-2017 POSTSECONDARY AND WORKFORCE DEVELOPMENT BUDGET

By source and population served



Category	Program or Funding Stream	FY 2016, or most recent				FY 2017				Other	
		State General Fund	State Workforce Dev Fund	State - Other	Federal	State General Fund	State Workforce Dev Fund	State - Other	Federal	Local Govt	Private and Philanthropic
Adult	Adult Basic Education	\$49,118,000			\$4,986,140	\$50,592,000			\$4,986,575		
Adult	CareerOneStop*				\$6,300,000				NA		
Adult	City of Minneapolis - Adult Programs*									\$2,192,999	
Adult	DEED Uniform Outcome Report Card*		\$200,000								
Adult	Direct Appropriations via DEED*	\$400,000	\$1,650,000			\$2,200,000	\$1,650,000				
Adult	Displaced Homemaker*			\$959,690				\$1,000,000			
Adult	Diversionsary Work Program Employment Services*	NA			NA	\$1,137,600			\$11,502,400		
Adult	DOLI Apprenticeship*		\$779,000				\$1,029,000				
Adult	Dual Training Grants	\$1,200,000				\$2,200,000					
Adult	EMPLOY Program*			\$600,000				\$600,000			
Adult	Equity Provisions of 2016 Supplemental Budget HF2749*					\$26,550,000					
Adult	Hennepin County*									\$1,613,496	
Adult	Job Training Grant Program (MJSP)		\$900,000				\$900,000				
Adult	Labor Market Information Office*	\$750,000				\$750,000					
Adult	LEAP Grants (DOLI)		\$100,000				\$100,000				
Adult	MFIP Employment Services*	NA			NA	\$4,761,000			\$48,139,000		
Adult	Minnesota Job Skills Partnership*	\$4,195,000				\$4,195,000					
Adult	MinnesotaWorks.net and WorkForce Centers*				\$10,920,175				\$11,125,457		
Adult	MinnesotaWorks.net*				\$823,800				\$891,134		
Adult	MN Apprenticeship Initiative*								\$1,000,000		
Adult	MnSCU Continuing Education and Customized Training*	\$4,673,500				NA					
Adult	National Emergency Grants*				\$2,875,000				\$2,875,000		
Adult	Other Direct Appropriations*	\$1,268,000	\$4,424,000			\$1,268,000	\$4,132,000				
Adult	Pathways to Prosperity*	\$1,039,000	\$4,604,000			\$2,039,000	\$4,604,000				
Adult	Philanthropic Funding*									\$11,936,416	
Adult	PIPELINE Project*	\$200,000									
Adult	Refugee Employment Services*				\$1,820,000				NA		
Adult	Rural Career Counseling Coordinator Program*	\$500,000				\$500,000	\$500,000				
Adult	Senior Community Service Employment Program				\$2,050,450				\$2,050,450		
Adult	SNAP Employment and Training*	\$14,980,020			\$8,886,552	NA			NA		
Adult	Trade Adjustment Assistance*				\$13,719,755				NA		
Adult	USDOL Workforce Information Grant				\$608,644				\$607,606		
Adult	Veterans Employment Services*				\$2,641,000				\$2,607,622		
Adult	Wagner-Peyser (Employment Service)*				\$10,096,375				\$10,234,323		
Adult	WIOA Adult*				\$7,764,825				\$7,336,969		
Adult	WIOA and MN Dislocated Worker*		\$26,942,000		\$8,332,420		\$23,635,000		\$7,537,884		

Fiscal years (FY) are numbered for the year in which they end. The state fiscal year (SFY) runs July-June and the federal fiscal year (FFY) runs October-September. NA means not available. For sources, see pages 11-13.

* See notes on funding on pages 9-10

REFERENCE: MINNESOTA'S FY 2016-2017 POSTSECONDARY AND WORKFORCE DEVELOPMENT BUDGET, continued

By source and population served



Category	Program or Funding Stream	FY 2016, or most recent				FY 2017				Other	
		State General Fund	State Workforce Dev Fund	State - Other	Federal	State General Fund	State Workforce Dev Fund	State - Other	Federal	Local Govt	Private and Philanthropic
Adult	Women in High-Wage, High-Demand, Nontraditional Jobs Grant*					\$1,500,000					
Adult	Workforce Innovation Fund Grants*				\$6,000,000						
Adult	Workforce One*				\$3,313,700			\$3,223,569			
Fin Aid	Federal Direct Stafford Subsidized Loans*				\$643,600,000			NA			
Fin Aid	Federal Direct Stafford Unsubsidized Loans*				\$693,000,000			NA			
Fin Aid	Federal Perkins Loans*				\$20,910,000			NA			
Fin Aid	Federal PLUS Loans*				\$140,000,000			NA			
Fin Aid	Local and State Agency Grants*								\$37,950,000		
Fin Aid	MN GI Bill	\$1,989,000				\$2,090,000					
Fin Aid	MN Indian Scholarship	\$3,500,000				\$3,500,000					
Fin Aid	MN Postsecondary Child Care Grant	\$6,684,000				\$6,684,000					
Fin Aid	MN State Grant Program*	\$180,281,000				\$180,281,000					
Fin Aid	Other and Private Grants*									\$66,500,000	
Fin Aid	Pell Grants*				\$501,600,000			\$547,300,000			
Fin Aid	Private College and University Grants and Scholarships*									\$678,300,000	
Fin Aid	Private College and University Tuition Discounts*									\$50,500,000	
Fin Aid	State SELF Loan Program*	\$51,550,000				\$51,550,000					
Fin Aid	Vocational Program Student Tuition Assistance					\$5,000,000					
Fin Aid	Work-Study	\$14,502,000			\$19,463,629	\$14,502,000		\$19,463,629			
Postsec	MnSCU Community and Technical Colleges*	\$668,251,500				\$668,052,500					
Postsec	University of Minnesota	\$627,706,000				\$627,706,000					
Voc Rehab	Employment Support Services - Deaf, Deafblind, Hard of Hearing		\$1,000,000				\$1,000,000				
Voc Rehab	Employment Support Services - Individuals with Mental Illness	\$1,555,000				\$1,555,000					
Voc Rehab	Extended Employment	\$5,995,000	\$6,830,000			\$5,995,000	\$7,830,000				
Voc Rehab	Independent Living*	\$2,261,000				\$3,261,000					
Voc Rehab	Individual Placement and Supports Program*	\$1,000,000				\$1,000,000					
Voc Rehab	Olmstead Training Grants						\$800,000				
Voc Rehab	State Services for the Blind*	\$5,925,000			\$7,360,282	\$6,925,000		\$7,360,282			
Voc Rehab	Vocational Rehabilitation*	\$10,800,000			\$33,530,171	\$10,800,000		NA			
Youth	Career and Technical Education*	\$5,420,000			\$16,684,637	\$4,405,000		\$16,684,637			
Youth	City of Minneapolis - Youth Programs*								\$1,667,999		
Youth	Minnesota Youth Program		\$4,050,000				\$4,050,000				
Youth	TANF Summer Youth*				\$300,000			\$300,000			
Youth	WIOA Youth Formula Grant Program*				\$9,078,036			\$8,577,825			
Youth	Youth at Work Competitive Grants*		\$3,348,000				\$4,348,000				
Youth	YouthBuild		\$1,000,000				\$1,000,000				

Fiscal years (FY) are numbered for the year in which they end. The state fiscal year (SFY) runs July-June and the federal fiscal year (FFY) runs October-September. NA means not available. For sources, see pages 11-13.

* See notes on funding on pages 9-10

REFERENCE: WORKFORCE DEVELOPMENT FUND APPROPRIATIONS, FY 2016-2017



Appropriation From the Workforce Development Fund	FY 2016	% of Total	FY 2017	% of Total
Adult Workforce Development Programs				
DEED Uniform Outcome Report Card*	\$200,000	0.37%	\$0	0.00%
DOLI Apprenticeship*	\$779,000	1.43%	\$1,029,000	1.84%
Job Training Grant Program (MJSP)	\$900,000	1.65%	\$900,000	1.61%
LEAP Grants (DOLI)	\$100,000	0.18%	\$100,000	0.18%
MN Dislocated Worker*	\$26,942,000	49.44%	\$23,635,000	42.28%
Pathways to Prosperity*	\$4,604,000	8.45%	\$4,604,000	8.24%
Rural Career Counseling Coordinator Program*	\$0	0.00%	\$500,000	0.89%
Total	\$33,525,000	61.52%	\$30,768,000	55.04%
Vocational Rehabilitation Programs				
Employment Support Services - Deaf, Deafblind, and Hard of Hearing	\$1,000,000	1.84%	\$1,000,000	1.79%
Extended Employment	\$6,830,000	12.53%	\$7,830,000	14.01%
Olmstead Training Grants	\$0	0.00%	\$800,000	1.43%
Total	\$7,830,000	14.37%	\$9,630,000	17.23%
Youth Workforce Development Programs				
Minnesota Youth Program	\$4,050,000	7.43%	\$4,050,000	7.24%
Youth at Work Competitive Grants*	\$3,348,000	6.14%	\$4,348,000	7.78%
YouthBuild	\$1,000,000	1.84%	\$1,000,000	1.79%
Total	\$8,398,000	15.41%	\$9,398,000	16.81%
Other Workforce Development Appropriations				
Direct Appropriations via DEED*	\$1,650,000	3.03%	\$1,650,000	2.95%
Other Direct Appropriations*	\$2,924,000	5.37%	\$2,632,000	4.71%
Total	\$4,574,000	8.39%	\$4,282,000	7.66%
Non-Workforce Development Appropriations*				
	\$164,000	0.30%	\$1,828,000	3.27%
TOTAL	\$54,491,000	100.00%	\$55,906,000	100.00%

Actual fund outlays may be greater, as per M.S. 116L.20, all money in the Workforce Development Fund not otherwise appropriated or transferred is appropriated to the Minnesota Job Skills Partnership Board (MJSP) for the purposes of M.S. 116L.17 (the MN Dislocated Worker Program), or under certain conditions, M.S. 116L.18 (incumbent worker training) or M.S. 116L.04 (pathways programming).

Fiscal years (FY) are numbered for the year in which they end. The state fiscal year (SFY) runs July-June and the federal fiscal year (FFY) runs October-September.

Source: House Fiscal Analysis Department, Legislative Session Tracking Sheets for 2015 and 2016, available at <http://www.house.leg.state.mn.us/fiscal/tracking.asp>

*See notes on funding on pages 9-10

Appropriation	FY 2017
Business Development and Assistance Services - MEDA	\$2,500,000
Capacity Building Grants Program	\$320,000
Career Connections Pathways - Hennepin County	\$2,500,000
Competitive Grants to Promote Education Economic Self Sufficiency and Job Development	\$2,000,000
Construction Careers Foundation	\$2,000,000
EMERGE Community Development Grants	\$4,250,000
Emerging Entrepreneurs Fund	\$500,000
Enterprise Minnesota	\$1,750,000
Grant to Address Economic Disparities in Latino Community - CLUES	\$1,500,000
Grant to Address Educational Disparities in American Indian Communities	\$880,000
Grant to Address Somali Youth and Community Resiliency	\$2,000,000
Grants to Address Economic Disparities in SE Asian Communities	\$2,000,000
Minneapolis Foundation - North At Work Grant	\$1,000,000
MN Centers for Independent Living	\$1,000,000
Neighborhood Development Center	\$1,500,000
Pathway to Prosperity Program	\$1,000,000
Services of the Blind	\$1,000,000
Twin Cities Rise Grant	\$1,200,000
Ujamaa Place	\$600,000
White Earth Nation Integrated Business Development System	\$500,000
Women and High Wage High Demand Nontraditional Jobs Grant Program	\$1,500,000
Youth At Work Grant Program	\$1,000,000
YWCA Minneapolis	\$750,000
YWCA St Paul (Career Development Pgms)	\$1,000,000
Total	\$34,250,000

Total differs from that shown in the previous charts; in the charts, equity appropriations that fund programs shown elsewhere (e.g. Pathways to Prosperity) are accounted for under those programs, and the chart total excludes those amounts.

Fiscal years (FY) are numbered for the year in which they end. The state fiscal year (SFY) runs July-June and the federal fiscal year (FFY) runs October-September.

Source: House Fiscal Analysis Department, Legislative Session Tracking Sheets for 2015 and 2016, available at <http://www.house.leg.state.mn.us/fiscal/tracking.asp>

REFERENCE: NUMBER OF PARTICIPANTS IN ADULT WORKFORCE DEVELOPMENT PROGRAMS

By race and gender; all figures are for FY 2015 unless noted otherwise



Program	Unique Number Served	American Indian	Asian or Pacific Islander	Black or African American	Hispanic or Latino	White	Two or More Races	Unknown	% People of Color	Female	Male	Unknown	% Female
Adult Basic Education	38,592	1,144	6,235	14,215	8,921	7,459	618	NA	81%	21,268	17,324	NA	55%
Career and Technical Education*	157,617	2,325	9,286	15,444	8,663	116,290	4,033	1,576	25%	74,426	83,191	NA	47%
City of Minneapolis - Adult Programs*	735	58	85	480	50	112	NA	0	85%	231	504	NA	31%
Direct Appropriations via DEED*	1,188	371	55	341	198	182	41	0	85%	587	601	0	49%
Displaced Homemaker	777	NA	NA	129	34	554	30	0	29%	744	32	1	96%
Diversionary Work Program Employment Services*	2,971	157	195	1,013	223	1,306	NA	77	55%	2,286	685	NA	77%
DOLI Apprenticeship*	11,088	NA	NA	NA	NA	8,871	NA	NA	20%	754	10,334	NA	7%
EMPLOY Program*	670	NA	NA	NA	NA	NA	NA	NA	66%	NA	NA	NA	10%
Hennepin County*	1,329	NA	NA	NA	NA	NA	NA	NA	NA	NA	NA	NA	NA
Low-Income Worker Grants (MJSP)*	325	34	76	88	22	105	NA	NA	68%	163	167	NA	49%
MFIP Employment Services*	24,752	2,045	1,509	10,590	1,312	8,606	NA	690	64%	19,753	4,999	NA	80%
MinnesotaWorks.net and WorkForce Centers*	197,048	3,660	5,668	21,664	11,637	132,886	4,587	16,946	26%	95,413	89,192	12,443	52%
MnSCU Community and Technical Colleges	125,058	1,232	7,469	14,736	7,216	85,405	5,225	3,775	30%	68,779	55,464	815	55%
MnSCU Continuing Education and Customized Training*	153,891	NA	NA	NA	NA	NA	NA	NA	NA	NA	NA	NA	NA
MnSCU Universities	66,865	366	2,695	3,561	1,973	50,737	1,720	5,813	17%	37,337	29,049	479	56%
National Emergency Grants*	291	NA	NA	12	NA	258	NA	0	11%	163	128	0	56%
Pathways to Prosperity*	4,578	112	531	1,840	467	1,605	0	23	65%	2,566	2,055	1	56%
Refugee Employment Services*	1,630	NA	669	939	7	15	NA	NA	99%	753	877	NA	46%
Senior Community Service Employment Program	320	NA	NA	NA	NA	NA	NA	NA	NA	NA	NA	NA	NA
SNAP Employment and Training	4,398	122	129	892	287	2,868	79	21	34%	1,759	2,639	0	40%
Trade Adjustment Assistance*	1,509	NA	81	91	38	1,278	NA	0	15%	629	880	0	42%
Veterans Employment Services	786	20	18	91	33	606	13	5	22%	107	647	32	14%
WIOA Adult	2,047	29	76	517	127	1,298	NA	NA	37%	1,323	751	NA	64%
WIOA and MN Dislocated Worker	13,610	93	563	1,149	420	11,065	NA	320	17%	7,387	6,009	214	55%
Women in High-Wage, High-Demand, Nontraditional Jobs Grant Program	43	NA	NA	15	NA	15	NA	0	65%	43	0	0	100%

Fiscal years (FY) are numbered for the year in which they end. The state fiscal year (SFY) runs July-June and the federal fiscal year (FFY) runs October-September. Participants may be enrolled in multiple programs. For sources, see page 13.

* See notes on participant figures on page 10

NOTES ON FUNDING AMOUNTS By program or funding stream



Program or Funding Stream	Note on Funding Amounts
Career and Technical Education	Federal portion (~\$16.7M) is a U.S. Department of Education estimate of Minnesota's Carl D. Perkins State Allocation based on FFY16
CareerOneStop	Amount is for SFY2015
City of Minneapolis	SFY16 amounts; SFY17 budget numbers are not yet available; amount includes local and CDBG-funded activities, and excludes state and federal funds counted elsewhere (WIOA and State WFD Fund)
DEED Uniform Outcome Report Card	Amount appropriated in SFY16 is used in chart; no additional funds specifically appropriated for SFY17; also funds net impact analysis
Direct Appropriations via DEED	Includes OICs, Twin Cities RISE, YWCA of St. Paul, MDI, and Resource, Inc. SFY17 amount includes \$2.2M from the General Fund to these organizations as part of the Supplemental Budget Bill, 2016 Session: HF2749 Article 12: Equity
Displaced Homemaker	Program funded by marriage and divorce filing fees
Diversionary Work Program Employment Services	Amount in chart is for calendar year 2015, the most recent data available; amount represents program operation costs, including both employment services and eligibility worker costs
DOLI Apprenticeship	Funding helps to establish conditions to expand new and existing apprenticeships with employers; also includes other workforce development initiatives; SFY17 includes \$250,000 appropriated to apprenticeship base funding during the 2016 session (HF2749)
EMPLOY Program	Funded entirely by MINNCORR Industries revenue; amount is an estimate
Equity Provisions of 2016 Supplemental Budget Bill HF2749 Article 12	Amount does not reflect overall total of equity provisions; it excludes \$5.5m from the bill that was appropriated to existing major programs reflected elsewhere in this analysis, and \$2.2m appropriated to organizations listed as DEED Direct Appropriations
Federal Loans - All	Amount for the 2012-2013 school year, the latest year for which data is available
Hennepin County	Includes \$1.34M in grants to community organizations in 2016 and approximately \$275,000 in Human Resources/Workforce Development programming in 2016; all funds from County Property Tax Levy
Independent Living	Includes \$1M in funding in SFY17 from the Supplemental Budget Bill, 2016 Session: HF2749 Article 12: Equity
Individual Placement and Supports Program	SFY16-17 amounts are specifically for Mental Health
Labor Market Information Office	State funding includes specific annual \$250,000 appropriations for use for pilot programs to combine career and higher education advising in specified workforce service areas and an (estimated) additional \$500,000 from the DEED budget; federal dollars are FY15 but expected to be stable through FY17
Local and State Agency Grants	Amount for the 2012-2013 school year, the latest year for which data is available
MFIP Employment Services	Amount in chart is for calendar year 2015, the most recent data available; amount represents money spent on support services for MFIP, which is primarily employment services but can also include ESL, Adult Basic Education, and other services to advance MFIP clients
Minnesota Job Skills Partnership	Amount directly appropriated to MJSP
MinnesotaWorks.net	Funding comes completely from federal Wagner-Peyser Funds
MN Apprenticeship Initiative	Funded over five years by a \$5M U.S. Department of Labor grant, an annualized amount of \$1M is shown in the chart. Funding does not serve participants directly, but helps to establish conditions to expand new and existing apprenticeships with employers
MN State Grant Program	Amount represents total appropriation authority
MnSCU	Amount accounts for all MnSCU Operations and Maintenance (both colleges and universities), Central Office & Learning Network, except for Continuing Education and Customized Training, which is reflected elsewhere
MnSCU Continuing Education and Customized Training	Amount is for SFY15, the latest funding data available. MnSCU CE/CT also earned \$33,233,000 in revenue from tuition, sales, fees, grants, etc.
National Emergency Grants	Amount represents a single Sector Partnership National Emergency Grant of \$5.75M that was awarded in June 2015, and which can be spent until June 2017; here the total grant amount is divided equally over two years to make the annual amount more comparable to other annual amounts listed
Non-Workforce Development Appropriations	Primarily includes economic development appropriations
Other and Private Grants	Amount for SFY13
Other Direct Appropriations	Includes miscellaneous appropriations to organizations (Central MN Customized Training Program, MHTA SciTechsperience, Boys and Girls Clubs, Big Brothers Big Sisters, and the St. Cloud Area Somali Salvation Organization, NE Higher Education District, all via the Workforce Development Fund; Career and Higher Education Advising Programs, via the General Fund); the Foreign-Trained Health Care Professionals Grant Program, and a 1.8% Operating Adjustment (all from the WDF); and a General DEED Support Services base of \$1.018M (via the GF); a portion of these dollars support youth programming
Pathways to Prosperity	Amounts represent the consolidated Pathways to Prosperity Program, which includes FastTRAC and the Adult Workforce Development Competitive Grants. An additional \$1M funded in SFY17 by the Supplemental Budget Bill, 2016 Session: HF2749 Article 12: Equity
Pell Grants	Amounts are estimates from the U.S. Department of Education
Philanthropic Funding	Based on the Minnesota Council of Foundations Grants Database including all grants in calendar year 2014 in the employment category (J)
PIPELINE Project	Funding amount of \$200,000 is for SFY2016; there was no specific appropriation for SFY2017
Private College and University Grants and Scholarships	Amount for SFY13
Private College and University Tuition Discounts	Amount for SFY13
Refugee Employment Services	Amount for FFY15
Rural Career Counseling Coordinator Program	Includes additional SFY17 funding of \$500,000 from the Workforce Development Fund as appropriated by the Supplemental Budget Bill, 2016 Session: HF2749 Article 12: Equity
SNAP E&T Reimbursement Potential	Does not represent existing spending (and therefore not included in chart totals), but instead is a rough estimate of additional federal reimbursement that could be leveraged if a portion of existing investments were explicitly focused on the SNAP population; based on an InsightWorks analysis commissioned by Hennepin and Ramsey Counties

Fiscal years (FY) are numbered for the year in which they end. The state fiscal year (SFY) runs July-June and the federal fiscal year (FFY) runs October-September.

NOTES ON FUNDING AMOUNTS By program or funding stream, continued



Program or Funding Stream	Note on Funding Amounts
SNAP Employment and Training	Amounts for SFY/FFY16 (more recent amounts are not yet available); federal funding includes \$1.3m federal formula grant and \$7.5M in federal funds leveraged by state/local investments through reimbursement
State SELF Loan Program	Amount for SFY13
State Services for the Blind	\$1m of State SFY17 funds are from the Supplemental Budget Bill, 2016 Session: HF2749 Article 12: Equity; Federal FY17 funding amount not yet available so FFY16 amount (\$7.4M) is used
TANF Summer Youth	Funded by TANF Innovation Funds
Trade Adjustment Assistance	Amount for FFY2016, the most recent year available; includes training and other activities, state administration, and case management
Veterans Employment Services	FFY17 amount is a US DOL estimate
Vocational Rehabilitation	Federal FY17 funding amount not yet available so FFY16 amount (\$33.5M) is used
Wagner-Peyser (Employment Service)	Total FFY17 Wagner-Peyser (W-P) funding is \$11,125,457; the \$10.2M figure in the chart excludes \$891K in W-P funds allocated to MinnesotaWorks.net, which is shown separately; federal W-P funding includes 10% for use by the governor to provide performance incentives, services for groups with special needs, or for the extra costs of exemplary models for delivering job services
WIOA Adult	15% of federal WIOA funds are set aside for the Governor to fund related state-led job training initiatives, including 5% state administration
WIOA and MN Dislocated Worker	State funding amounts are estimates because the legislature does not set specific funding levels; the amount depends on collections into the Workforce Development Fund and other appropriations made from it; see M.S. 116L.17 for more information; 15% of federal WIOA funds are set aside for the Governor to fund related state-led job training initiatives, including 5% state administration
WIOA Youth Formula Grant Program	15% of federal WIOA funds are set aside for the Governor to fund related state-led job training initiatives, including 5% state administration
Women in High-Wage, High-Demand, Nontraditional Jobs Grant Program	Funded in SFY17 by the Supplemental Budget Bill, 2016 Session: HF2749 Article 12: Equity; originally funded at \$500,000 in SFY15
Workforce Innovation Fund Grants	Grant awarded September 2015 with a period of performance end date of September 30, 2019. The 48-month period of performance will include up to 12 months for start-up activities, at least 24 months for implementation, and up to 12 months for completing the evaluation.
Workforce One	Amount is mostly federal, though a significant portion of funding comes from the state, primarily through the Workforce Development Fund
Youth at Work Competitive Grants	\$1m of SFY17 funds are from the Supplemental Budget Bill, 2016 Session: HF2749 Article 12: Equity

NOTES ON PARTICIPANT NUMBERS By program or funding stream

Program or Funding Stream	Note on Participant Numbers
Career and Technical Education	Participant numbers are from the 2012-2013 program year and include both secondary and postsecondary participants; secondary participants make up roughly 60% of the total
City of Minneapolis - Adult Programs	Includes Minneapolis Works and Train to Career
Direct Appropriations via DEED	Includes OICs, Twin Cities RISE, YWCA of St. Paul, MDI, and Resource, Inc.
Diversionary Work Program Employment Services	Figure is for calendar year 2014; 4,539 children also served
DOLI Apprenticeship	Funding supports roughly 11,000 apprentices across 230 programs, but does not serve participants directly (thus these figures are not included in the participant chart)
EMPLOY Program	Estimates based on staff input; demographic breakdowns based on a sample from Hennepin and Ramsey Counties only
Hennepin County	Includes an estimated 1,270 individuals served through grants to community organizations in 2016 and 59 individuals served through career pathways and other training efforts through Hennepin County Human Resources in 2015
MFIP Employment Services	Figure is for calendar year 2014; 41,413 children also served
MinnesotaWorks.net and Workforce Centers	Includes individuals who logged into MinnesotaWorks.net and those who logged into a WorkForce Center computer or attended a workshop
MnSCU Colleges and Universities	Individuals served includes all students, full and part time, credit-earning, undergraduate, professional, and doctoral, as well as high school PSEO students; "unknown" demographics include no reports and international students
MnSCU Continuing Education and Customized Training	Includes 148,505 non-credit enrollees and 5,386 for-credit; gender and race information not available
Pathways to Prosperity	Combined participant totals across FastTRAC, Adult Workforce Development Grants, and Pathways to Prosperity
Refugee Employment Services	Figure is for FFY15
Trade Adjustment Assistance	Number represents those receiving training (not the larger number receiving TRA benefits)

Fiscal years (FY) are numbered for the year in which they end. The state fiscal year (SFY) runs July-June and the federal fiscal year (FFY) runs October-September.

SOURCES FOR FUNDING AMOUNTS By program or funding stream



Program or Funding Stream	Source
Adult Basic Education	House Fiscal Analysis Department, Legislative Session Tracking Sheets for 2015 and 2016, available at http://www.house.leg.state.mn.us/fiscal/tracking.asp ; U.S. Department of Education Budget Data, available at http://www2.ed.gov/about/overview/budget/statetables/17stbystate.pdf
Career and Technical Education	House Fiscal Analysis Department, Legislative Session Tracking Sheets for 2015 and 2016, available at http://www.house.leg.state.mn.us/fiscal/tracking.asp ; U.S. Department of Education Budget Data, available at http://www2.ed.gov/about/overview/budget/statetables/17stbystate.pdf
CareerOneStop	DEED Annual Program Summaries, available at http://mn.gov/deed/about/what-we-do/agency-results/program-summaries/ ; correspondence with staff
City of Minneapolis	City of Minneapolis Employment and Training Program, correspondence with staff
DEED Uniform Outcome Report Card	DEED Office of Policy, Planning, and Measures, correspondence with staff; House Fiscal Analysis Department, Legislative Session Tracking Sheets for 2015 and 2016, available at http://www.house.leg.state.mn.us/fiscal/tracking.asp
Direct Appropriations via DEED	House Fiscal Analysis Department, Legislative Session Tracking Sheets for 2015 and 2016, available at http://www.house.leg.state.mn.us/fiscal/tracking.asp
Displaced Homemaker	House Fiscal Analysis Department, Legislative Session Tracking Sheets for 2015 and 2016, available at http://www.house.leg.state.mn.us/fiscal/tracking.asp
Diversionsary Work Program Employment Services	DHS 2015 Report on County Spending of the Consolidated Fund, available at http://www.dhs.state.mn.us/main/idcplg?ldcService=GET_FILE&RevisionSelectionMethod=LatestReleased&Rendition=Primary&allowInterrupt=1&noSaveAs=1&dDocName=dhs16_194807 ; correspondence with staff
DOLI Apprenticeship	House Fiscal Analysis Department, Legislative Session Tracking Sheets for 2015 and 2016, available at http://www.house.leg.state.mn.us/fiscal/tracking.asp
Dual Training Grants	House Fiscal Analysis Department, Legislative Session Tracking Sheets for 2015 and 2016, available at http://www.house.leg.state.mn.us/fiscal/tracking.asp
EMPLOY Program	Department of Corrections, correspondence with staff
Employment Support Services - Deaf, Deafblind, and Hard of Hearing	House Fiscal Analysis Department, Legislative Session Tracking Sheets for 2015 and 2016, available at http://www.house.leg.state.mn.us/fiscal/tracking.asp
Employment Support Services - Individuals with Mental Illness	House Fiscal Analysis Department, Legislative Session Tracking Sheets for 2015 and 2016, available at http://www.house.leg.state.mn.us/fiscal/tracking.asp
Equity Provisions of 2016 Supplemental Budget Bill HF2749 Article 12	House Fiscal Analysis Department, Legislative Session Tracking Sheets for 2015 and 2016, available at http://www.house.leg.state.mn.us/fiscal/tracking.asp
Extended Employment	House Fiscal Analysis Department, Legislative Session Tracking Sheets for 2015 and 2016, available at http://www.house.leg.state.mn.us/fiscal/tracking.asp
Federal Direct Stafford Subsidized Loans	Office of Higher Education, Financial Aid Awarded to Undergraduates at Minnesota Institutions, available at http://www.ohe.state.mn.us/sPages/FaaReport.cfm?report=all
Federal Direct Stafford Unsubsidized Loans	Office of Higher Education, Financial Aid Awarded to Undergraduates at Minnesota Institutions, available at http://www.ohe.state.mn.us/sPages/FaaReport.cfm?report=all
Federal Perkins Loans	Office of Higher Education, Financial Aid Awarded to Undergraduates at Minnesota Institutions, available at http://www.ohe.state.mn.us/sPages/FaaReport.cfm?report=all
Federal PLUS Loans	Office of Higher Education, Financial Aid Awarded to Undergraduates at Minnesota Institutions, available at http://www.ohe.state.mn.us/sPages/FaaReport.cfm?report=all
Hennepin County	Hennepin County, correspondence with staff
Independent Living	House Fiscal Analysis Department, Legislative Session Tracking Sheets for 2015 and 2016, available at http://www.house.leg.state.mn.us/fiscal/tracking.asp
Individual Placement and Supports Program	House Fiscal Analysis Department, Legislative Session Tracking Sheets for 2015 and 2016, available at http://www.house.leg.state.mn.us/fiscal/tracking.asp
Job Training Grant Program (MJSP)	House Fiscal Analysis Department, Legislative Session Tracking Sheets for 2015 and 2016, available at http://www.house.leg.state.mn.us/fiscal/tracking.asp
Labor Market Information Office	DEED Office of Labor Market Information, correspondence with staff; House Fiscal Analysis Department, Legislative Session Tracking Sheets for 2015 and 2016, available at http://www.house.leg.state.mn.us/fiscal/tracking.asp
LEAP Grants (DOLI)	House Fiscal Analysis Department, Legislative Session Tracking Sheets for 2015 and 2016, available at http://www.house.leg.state.mn.us/fiscal/tracking.asp
Local and State Agency Grants	Office of Higher Education, Financial Aid Awarded to Undergraduates at Minnesota Institutions, available at http://www.ohe.state.mn.us/sPages/FaaReport.cfm?report=all
MFIP Employment Services	DHS 2015 Report on County Spending of the Consolidated Fund, available at http://www.dhs.state.mn.us/main/idcplg?ldcService=GET_FILE&RevisionSelectionMethod=LatestReleased&Rendition=Primary&allowInterrupt=1&noSaveAs=1&dDocName=dhs16_194807 ; correspondence with staff
Minnesota Job Skills Partnership	House Fiscal Analysis Department, Legislative Session Tracking Sheets for 2015 and 2016, available at http://www.house.leg.state.mn.us/fiscal/tracking.asp
Minnesota Youth Program	House Fiscal Analysis Department, Legislative Session Tracking Sheets for 2015 and 2016, available at http://www.house.leg.state.mn.us/fiscal/tracking.asp
MinnesotaWorks.net	DEED Workforce Development Division, correspondence with staff
MN Apprenticeship Initiative	Department of Labor and Industry, correspondence with staff
MN GI Bill	House Fiscal Analysis Department, Legislative Session Tracking Sheets for 2015 and 2016, available at http://www.house.leg.state.mn.us/fiscal/tracking.asp
MN Indian Scholarship	House Fiscal Analysis Department, Legislative Session Tracking Sheets for 2015 and 2016, available at http://www.house.leg.state.mn.us/fiscal/tracking.asp

SOURCES FOR FUNDING AMOUNTS By program or funding stream, continued



Program or Funding Stream	Source
MN Postsecondary Child Care Grant	House Fiscal Analysis Department, Legislative Session Tracking Sheets for 2015 and 2016, available at http://www.house.leg.state.mn.us/fiscal/tracking.asp
MN State Grant Program	House Fiscal Analysis Department, Legislative Session Tracking Sheets for 2015 and 2016, available at http://www.house.leg.state.mn.us/fiscal/tracking.asp
MnSCU	House Fiscal Analysis Department, Legislative Session Tracking Sheets for 2015 and 2016, available at http://www.house.leg.state.mn.us/fiscal/tracking.asp
MnSCU Continuing Education and Customized Training	MnSCU System Office
National Emergency Grants	DEED Annual Program Summaries, available at http://mn.gov/deed/about/what-we-do/agency-results/program-summaries/ ; correspondence with staff
Non-Workforce Development Appropriations	House Fiscal Analysis Department, Legislative Session Tracking Sheets for 2015 and 2016, available at http://www.house.leg.state.mn.us/fiscal/tracking.asp
Other and Private Grants	Office of Higher Education, Financial Aid Awarded to Undergraduates at Minnesota Institutions, available at http://www.ohe.state.mn.us/sPages/FaaReport.cfm?report=all
Other Direct Appropriations	House Fiscal Analysis Department, Legislative Session Tracking Sheets for 2015 and 2016, available at http://www.house.leg.state.mn.us/fiscal/tracking.asp
Pathways to Prosperity	House Fiscal Analysis Department, Legislative Session Tracking Sheets for 2015 and 2016, available at http://www.house.leg.state.mn.us/fiscal/tracking.asp
Pell Grants	U.S. Department of Education Budget Data, available at http://www2.ed.gov/about/overview/budget/statetables/17stbystate.pdf
Philanthropic Funding	Minnesota Council on Foundations
PIPELINE Project	House Fiscal Analysis Department, Legislative Session Tracking Sheets for 2015 and 2016, available at http://www.house.leg.state.mn.us/fiscal/tracking.asp
Private College and University Grants and Scholarships	Office of Higher Education, Financial Aid Awarded to Undergraduates at Minnesota Institutions, available at http://www.ohe.state.mn.us/sPages/FaaReport.cfm?report=all
Private College and University Tuition Discounts	Office of Higher Education, Financial Aid Awarded to Undergraduates at Minnesota Institutions, available at http://www.ohe.state.mn.us/sPages/FaaReport.cfm?report=all
Refugee Employment Services	DHS Refugee Resettlement Programs Office, correspondence with staff
Rural Career Counseling Coordinator Program	House Fiscal Analysis Department, Legislative Session Tracking Sheets for 2015 and 2016, available at http://www.house.leg.state.mn.us/fiscal/tracking.asp
Senior Community Service Employment Program	USDOL Employment and Training Administration, Training and Employment Guidance Letter 18-15, available at http://wdr.doleta.gov/directives/attach/TEGL/TEGL_18-15_Attachment_A.pdf
SNAP Employment and Training	DHS and DEED, Minnesota FFY 2016 SNAP Plan
SNAP Employment and Training Potential	Hennepin and Ramsey Counties, Expanding SNAP E&T: An Analysis of Funding Potential and Provider Capacity in Minnesota, InsightWorks, 2016
State SELF Loan Program	Office of Higher Education, Financial Aid Awarded to Undergraduates at Minnesota Institutions, available at http://www.ohe.state.mn.us/sPages/FaaReport.cfm?report=all
State Services for the Blind	House Fiscal Analysis Department, Legislative Session Tracking Sheets for 2015 and 2016, available at http://www.house.leg.state.mn.us/fiscal/tracking.asp
TANF Summer Youth	DEED 2015 TANF Innovation Project Report, available at http://mn.gov/deed/assets/2015%20TANF%20Innovation%20Project%20Report_tcm1045-226997.pdf ; correspondence with staff
Trade Adjustment Assistance	USDOL Employment and Training Administration, Training and Employment Guidance Letter 21-15, available at http://wdr.doleta.gov/directives/attach/TEGL/TEGL_21-15.pdf
University of Minnesota	House Fiscal Analysis Department, Legislative Session Tracking Sheets for 2015 and 2016, available at http://www.house.leg.state.mn.us/fiscal/tracking.asp
USDOL Workforce Information Grant	Federal Register, Program Year 2016 WOIA Allotments, available at https://www.federalregister.gov/articles/2016/04/18/2016-08747/program-year-py-2016-workforce-innovation-and-opportunity-act-wioa-allotments-py-2016-wagner-peyser#t-1
Veterans Employment Services	USDOL FY17 Jobs for Veterans State Grant Funding Estimates for Planning, available at https://www.dol.gov/vets/grants/state/FY_2017_Jobs_for_Veterans_State_Grant_Funding_Estimates_for_Planning_UPDATED.pdf
Vocational Program Student Tuition Assistance	House Fiscal Analysis Department, Legislative Session Tracking Sheets for 2015 and 2016, available at http://www.house.leg.state.mn.us/fiscal/tracking.asp
Vocational Rehabilitation	House Fiscal Analysis Department, Legislative Session Tracking Sheets for 2015 and 2016, available at http://www.house.leg.state.mn.us/fiscal/tracking.asp ; US Department of Education Rehabilitation Services Administration VR State Grants, available at https://rsa.ed.gov/programs.cfm?pc=basic-vr
Wagner-Peyser (Employment Service)	Federal Register, Program Year 2016 WOIA Allotments, available at https://www.federalregister.gov/articles/2016/04/18/2016-08747/program-year-py-2016-workforce-innovation-and-opportunity-act-wioa-allotments-py-2016-wagner-peyser#t-1
WIOA Adult	Federal Register, Program Year 2016 WOIA Allotments, available at https://www.federalregister.gov/articles/2016/04/18/2016-08747/program-year-py-2016-workforce-innovation-and-opportunity-act-wioa-allotments-py-2016-wagner-peyser#t-1
WIOA and MN Dislocated Worker	DEED Workforce Development Division, correspondence with staff; Federal Register, Program Year 2016 WOIA Allotments, available at https://www.federalregister.gov/articles/2016/04/18/2016-08747/program-year-py-2016-workforce-innovation-and-opportunity-act-wioa-allotments-py-2016-wagner-peyser#t-1
WIOA Youth Formula Grant Program	Federal Register, Program Year 2016 WOIA Allotments, available at https://www.federalregister.gov/articles/2016/04/18/2016-08747/program-year-py-2016-workforce-innovation-and-opportunity-act-wioa-allotments-py-2016-wagner-peyser#t-1

SOURCES FOR FUNDING AMOUNTS By program or funding stream, continued



Program or Funding Stream	Source
Women in High-Wage, High-Demand, Nontraditional Jobs Grant Program	House Fiscal Analysis Department, Legislative Session Tracking Sheets for 2015 and 2016, available at http://www.house.leg.state.mn.us/fiscal/tracking.asp
Work-Study	Office of Higher Education, State Work Study Data, available at http://www.ohe.state.mn.us/mPg.cfm?pageID=535 ; U.S. Department of Education Budget Data, available at http://www2.ed.gov/about/overview/budget/statetables/17stbystate.pdf
Workforce Innovation Fund Grants	USDOL News Release 09/28/15, available at https://www.dol.gov/opa/media/press/eta/ETA20151913.htm
Workforce One	DEED, correspondence with staff
Youth at Work Competitive Grants	House Fiscal Analysis Department, Legislative Session Tracking Sheets for 2015 and 2016, available at http://www.house.leg.state.mn.us/fiscal/tracking.asp
YouthBuild	House Fiscal Analysis Department, Legislative Session Tracking Sheets for 2015 and 2016, available at http://www.house.leg.state.mn.us/fiscal/tracking.asp

SOURCES FOR PARTICIPANT NUMBERS By program or funding stream

Program or Funding Stream	Source
Adult Basic Education	US DOE Office of Career, Technical, and Adult Education National Reporting System, https://wdcrocolp01.ed.gov/CFAPPS/OVAE/NRS/login.cfm
Career and Technical Education	Perkins Collaborative Resource Network, Minnesota State Profile, available at http://cte.ed.gov/profiles/minnesota
City of Minneapolis - Adult Programs	City of Minneapolis Employment and Training Program, correspondence with staff
Direct Appropriations via DEED	DEED Office of Policy, Planning and Measures; most data available at http://mn.gov/deed/about/what-we-do/agency-results/perform-measures/report-card.jsp
Displaced Homemaker	DEED Office of Policy, Planning and Measures; most data available at http://mn.gov/deed/about/what-we-do/agency-results/perform-measures/report-card.jsp
Diversionsary Work Program Employment Services	DHS 2014 MFIP and DWP Program Characteristics of Cases and Eligible Adults Report, available at https://edocs.dhs.state.mn.us/lfsrver/Public/DHS-4219Q-ENG
DOLI Apprenticeship	Department of Labor and Industry, correspondence with staff
EMPLOY Program	Department of Corrections, correspondence with staff
Hennepin County	Hennepin County, correspondence with staff
Low-Income Worker Grants (MJSP)	DEED Office of Policy, Planning and Measures; most data available at http://mn.gov/deed/about/what-we-do/agency-results/perform-measures/report-card.jsp
MFIP Employment Services	DHS 2014 MFIP and DWP Program Characteristics of Cases and Eligible Adults Report, available at https://edocs.dhs.state.mn.us/lfsrver/Public/DHS-4219Q-ENG
MinnesotaWorks.net and WorkForce Centers	DEED Office of Policy, Planning and Measures; most data available at http://mn.gov/deed/about/what-we-do/agency-results/perform-measures/report-card.jsp
MnSCU Colleges and Universities	Office of Higher Education, Student Demographics Data, available at http://www.ohe.state.mn.us/mPg.cfm?pageID=2018
MnSCU Continuing Education and Customized Training	MnSCU System Office, correspondence with staff
National Emergency Grants	DEED Office of Policy, Planning and Measures; most data available at http://mn.gov/deed/about/what-we-do/agency-results/perform-measures/report-card.jsp
Pathways to Prosperity	DEED Office of Policy, Planning and Measures; most data available at http://mn.gov/deed/about/what-we-do/agency-results/perform-measures/report-card.jsp
Refugee Employment Services	DHS Refugee Resettlement Programs Office, correspondence with staff
Senior Community Service Employment Program	DEED Office of Policy, Planning and Measures; most data available at http://mn.gov/deed/about/what-we-do/agency-results/perform-measures/report-card.jsp
SNAP Employment and Training	DEED Office of Policy, Planning and Measures; most data available at http://mn.gov/deed/about/what-we-do/agency-results/perform-measures/report-card.jsp
Trade Adjustment Assistance	DEED Office of Policy, Planning and Measures; most data available at http://mn.gov/deed/about/what-we-do/agency-results/perform-measures/report-card.jsp
Veterans Employment Services	DEED Office of Policy, Planning and Measures; most data available at http://mn.gov/deed/about/what-we-do/agency-results/perform-measures/report-card.jsp
WIOA Adult	DEED Office of Policy, Planning and Measures; most data available at http://mn.gov/deed/about/what-we-do/agency-results/perform-measures/report-card.jsp
WIOA and MN Dislocated Worker	DEED Office of Policy, Planning and Measures; most data available at http://mn.gov/deed/about/what-we-do/agency-results/perform-measures/report-card.jsp
Women in High-Wage, High-Demand, Nontraditional Jobs Grant Program	DEED Office of Policy, Planning and Measures; most data available at http://mn.gov/deed/about/what-we-do/agency-results/perform-measures/report-card.jsp